

# GFS Bible Syllabus – 2017-18

---

## Theme: Making A Difference

The memory verse is 1 Joshua v9:

**“Be strong and courageous. Do not be afraid; do not be discouraged,  
for the LORD your God will be with you wherever you go.”**



## Project Work

The information contained in this document includes:

- GFS Bible Syllabus questions for 2017-18
- The point value for each question

The ages covered in this document are:

- Junior Candidates (Ages 3-5) **Note: For Diocesan/Branch use only**
- Candidates (Ages 5-7)
- Junior Members (Ages 7 - 9)
- Junior Members (Ages 9 - 11)
- Members (Ages 11-13)
- Members (Ages 13-15)
- Senior Members (Ages 15 – 18)
- Senior Members (Ages 18 – 21)
- Townsend Members (Ages 21 and over)

The Bible stories used:

- **Esther Ch4 v7-17, Ch5 v8 & Ch8 v5-12 & v16**
- **Ruth Ch1 v1-22 & Ch2 v1-3 & v11-18** \*note\* Ages 18+ to use the full book of Ruth.



# GFS Bible Syllabus – 2017-18

---

Theme: Making A Difference




JUNIOR CANDIDATES – (AGES 3-5)

**NOTE: For Diocesan/Branch use only**



**GFS Bible Syllabus (2017-18) – Junior Candidates (Ages 3-5)**

1. Colour the picture from the story of Ruth.





# GFS Bible Syllabus – 2017-18

---

Theme: Making A Difference



CANDIDATES – (AGES 5-7)

Candidate's Number:

Candidate's Date of Birth: 


DD	MM	YYYY
----	----	------





**GFS Bible Syllabus (2017-18) – Candidates (Ages 5-7)**

1. Colour the picture from the story of Ruth and then fill in the missing word to complete the sentence shown under the picture. (25 marks total)



Ruth gathered grain in the \_\_\_\_\_ until evening.

**GFS Bible Syllabus (2017-18) – Candidates (Ages 5-7)**

2. Please answer the following questions about the story of Ruth.

(30 marks total)

What did Ruth do when Naomi told her to go home?

\_\_\_\_\_




How did the people in the town feel when Naomi returned home to Bethlehem?

\_\_\_\_\_



How did Boaz speak to Ruth?

\_\_\_\_\_



3. Thinking about the memory verse, fill in the missing words below.

(15 marks)

Be \_\_\_\_\_ and courageous.


Do not be afraid; do not be discouraged,

for the \_\_\_\_\_ your God will be

with \_\_\_\_\_ wherever you go.


**GFS Bible Syllabus (2017-18) – Candidates (Ages 5-7)**

4. Pictures from the story of Ruth are shown below. Colour the pictures and then number them in the correct order. (30 marks)




# \_\_\_\_\_

# \_\_\_\_\_



# \_\_\_\_\_



# GFS Bible Syllabus – 2017-18

---

Theme: Making A Difference



JUNIOR MEMBERS – (AGES 7-9)

Junior Member's Number:

Jr. Member's Date of Birth: 

DD	MM	YYYY
----	----	------



# The Story of Ruth – Word Search Clues

---

1. Think about the story of Ruth, then answer each of the questions below. (20 marks)

Hint: Dashes have been inserted below for each letter in the correct answer.

- a. Ruth and Orpah were from the country of ... (4 letters)

\_\_\_\_\_

- b. Naomi told Orpah and Ruth to “Go back ... (4 letters) and stay with your mothers.

\_\_\_\_\_

- c. Ruth did not want to leave Naomi and said to her “Wherever you go, I will go; wherever you ... (4 letters), I will live. Your ... (6 letters) will be my people, and your God will be my God.

\_\_\_\_\_

- d. Ruth and Naomi went on until they came to ... (9 letters) where the ... (6 letters) harvest was just beginning.

\_\_\_\_\_

\_\_\_\_\_

- e. One day Ruth said to Naomi “Let me go to the fields to ... (6 letters) the ... (5 letters) the harvest workers leave.

\_\_\_\_\_

- f. The field Ruth was in belonged to ... (4 letters) \_\_\_\_\_

- g. Ruth gathered grain in the field until ... (7 letters)

\_\_\_\_\_

# The Story of Ruth – Word Search Puzzle

2. Your answers to the questions on page 1 are the words (*10 words in total*) you need to find in this word search puzzle. When you find a word, circle it. (10 marks)

Hint: Words can be backwards or forwards, up or down, or diagonal.

H	K	Z	D	G	Q	S	T	A	N	T	R	S	Z	D
O	L	P	R	A	S	D	I	N	G	E	D	A	U	E
M	T	Y	B	T	B	Y	B	U	E	C	O	D	V	I
E	F	O	D	H	M	G	I	L	S	B	R	E	E	F
T	A	U	Y	E	S	E	S	T	R	I	H	V	L	I
H	Y	R	S	R	A	M	H	I	C	O	I	M	Q	E
A	M	P	O	O	D	B	K	E	R	L	S	O	U	V
N	C	E	N	T	V	D	J	Y	L	K	U	A	X	E
I	Q	O	C	I	A	E	B	U	I	H	S	B	D	N
K	L	P	M	O	T	H	E	R	S	D	T	L	O	I
L	F	L	W	S	I	E	L	L	G	A	J	E	R	N
A	X	E	C	V	C	P	R	E	B	P	P	G	B	G
T	A	K	E	D	O	O	J	U	M	P	I	N	G	A
G	R	A	I	N	Q	Y	D	C	G	I	N	N	S	A
W	A	C	P	X	D	E	B	A	R	L	E	Y	N	L



**GFS Bible Syllabus (2017-18) – Junior Members (Ages 7-9)**

3. Unscramble the memory verse from 1 Joshua v9 (*below*) and write it out properly in the space provided. (20 marks)

**discouraged, be Do not go. afraid; God will be your for the LORD Be strong you do not be you wherever and with courageous.**

---

---

---

---

---

4. In the Bible story we see how Ruth was a good friend and helper. Briefly describe
- (a) one way Ruth helped in the story and
- (b) one way you can help a friend. (20 marks)

a)

---

---

---

---

---

---

---

b)

---

---

---

---

---

---


---

Note: Please ask your leader for additional writing pages if you need them.


# The Story of Ruth – Story Scramble

---


5. Remembering the story of Ruth, colour each of the pictures shown below and number them in the correct order. (30 marks)



# \_\_\_\_\_



# \_\_\_\_\_



# \_\_\_\_\_

# GFS Bible Syllabus – 2017-18

---

Theme: Making A Difference



JUNIOR MEMBERS – (AGES 9-11)

Junior Member's Number:


Jr. Member's Date of Birth: 

DD	MM	YYYY
----	----	------



# Stories of Ruth & Esther – Crossword Puzzle

1. Think about the stories of both Ruth and Esther, then complete the crossword puzzle below (20 marks)



ACROSS	
1	Country that Ruth is from. (4 letters)
4	Name of the 12 <sup>th</sup> month in the story of Esther (4 letters)
6	Haman's proclamation ordered the destruction of the ... (4 letters)
7	Mordecai wrote to all the ..., administrators and officials.(9 letters)
9	Esther lived in a ... palace. (5 letters)

DOWN	
2	The person who owned the field Ruth was in. (4 letters)
3	Name of the place Naomi & Ruth travelled to. (9 letters)
5	There were 127 ... in the empire. (9 letters)
7	Item Ruth was gathering until evening. (5 letters)
8	Who left Naomi to go home? (5 letters)

## **GFS Bible Syllabus (2017-18) – Junior Members (Ages9-11)**

2. Write out the memory verse and where it is found in the Bible in the space provided below. (5 marks)

---

---

---

---


### Location in Bible:

3. While thinking about the memory verse, imagine how Esther might have felt in the story. In the space below write what you think Esther might have prayed and asked God for before she went to meet with King Xerxes. (25 marks)

[illegible]

# The Story of Esther - Storyboard

4. The story of Esther is shown below in storyboard pictures. For each picture, write a caption in the space provided. (25 marks)



---


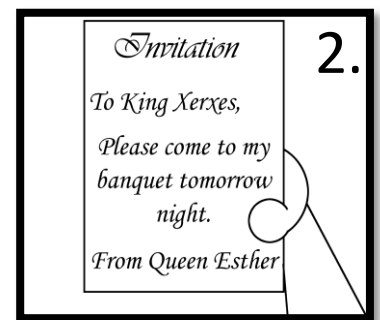
---

---

---

---

---



---



---

---

---

---

---



---

---

---

**GFS Bible Syllabus (2017-18) – Junior Members (Ages 9-11)**

5. Think about the story of Ruth, and then answer the following questions. (25 marks)

a. How do you imagine Ruth felt when she left Moab?

---

---

---

b. How do you think Ruth felt when she arrived in Bethlehem?

---

---

---

c. Write what you imagine Ruth felt while she gathered the grain in the field.

---

---

---

d. How do you think Ruth felt when Boaz spoke to her?

---

---

---

e. Ruth shared her meal with Naomi. What do you have that you could share with others?

---

---

---



# GFS Bible Syllabus – 2017-18

---

Theme: Making A Difference



MEMBERS – (AGES 11-13)

Member's Number:

Member's Date of Birth: 

DD	MM	YYYY
----	----	------



## Stories of Esther & Ruth – Sentence Scramble

---

1. Thinking of the memory verse and the two Bible stories you have learnt, look at the following scrambled sentences and write them out properly in the space provided. *Hint: All the sentences can be found in the Bible stories you have been learning as well as in the memory verse.* (15 marks)

a) be afraid; and with be not be not the God for you your courageous. Be do LORD strong wherever Do discouraged, will you go.

b) revoked. name and king's royal stamped with in proclamation But the a issued the be cannot seal

c) the Lord from to May of come reward God you have whom you Israel, a full have for protection!

d) you live, wherever I will go; you go, will Wherever live. I will

e) and relief, Jews a joy and victory. of there happiness the For sense was

**GFS Bible Syllabus (2017-18) – Members (Ages 11-13)**

2. Think about the stories of Ruth and Esther, then answer the following three questions:  
(15 marks)

How did Esther’s faithfulness to God make a difference to the Jewish people?

---

---

---

---

---

---

---

Ruth came to believe in God; how did that make a difference in her life?

---

---

---

---

---

---

---

How could you make a difference in your community?

---

---

---

---

---

---

---

## GFS Bible Syllabus (2017-18) – Members (Ages 11-13)

3. Recalling both the memory verse and the story of Ruth, write a prayer of thanksgiving that you imagine Naomi might have prayed to God after she arrived back in Bethlehem.


(20 marks)

[illegible]

## GFS Bible Syllabus (2017-18) – Members (Ages 11-13)

4. Complete the crossword puzzle below; the clues are based on the stories of Ruth and Esther.

(20 marks)



ACROSS	
1	Naomi has two sons, ... & Chilion (6 letters)
3	Ruth gathered twenty-five ... of grain. (6 letters)
5	Haman's proclamation ordered for the ... of the Jews. (11 letters)
6	The man who spoke to Ruth was called ... (4 letters)
8	The king had a gold ... (7 letters)

DOWN	
1	Orpah & Ruth were told to go stay with their ... (7 letters)
2	What the Jews felt at the end of the story of Esther. (9 letters)
4	The king's name. (6 letters)
6	Type of grain being harvested in Bethlehem. (6 letters)
7	Name of the third month in Esther's story. (5 letters)

**GFS Bible Syllabus (2017-18) – Members (Ages 11-13)**

5. Give three ways that you can see God in action in the story of Esther. (30 marks)

a)

---

---

---

---

---

---

---

---

---

---

b)

---

---

---

---

---

---

---

---

---

---

c)

---

---

---

---

---

---

---

---

---

---





# GFS Bible Syllabus – 2017-18

---

Theme: Making A Difference



MEMBERS – (AGES 13-15)

Member's Number:

Member's Date of Birth: 

DD	MM	YYYY
----	----	------




# Crossword Puzzle

---

1. Thinking of the stories of Ruth and Esther as well as the memory verse, complete the crossword puzzle below.

Please note: The questions for this crossword are on the following page. (15 marks)



## Crossword Puzzle Questions

---

ACROSS	
1	Queen Esther invited King Xerxes to a... (7 letters)
4	Name of person who brought a copy of Haman's proclamation to Esther. (7 letters)
5	Boaz's workers were told to "Pull some heads of grain from the..." (7 letters)
6	God will be with you ... you go. (8 letters)
9	The name Naomi wanted to be called in Bethlehem. (5 letters)
10	Boaz passed Ruth some ... grain. (7 letters)
12	The story of Esther takes place in what empire? (7 letters)

DOWN	
1	The man who spoke to Ruth was called... (4 letters)
2	Name of Naomi's husband was ... (9 letters)
3	Be .... and courageous. (6 letters)
6	Your God will be ... you (4 letters)
7	The letters written in the king's name were stamped with the ... .. (2 words: 5,4)
8	Who did Naomi feel had turned against her? (4 letters)
11	Do not be ...; (6 letters)
13	Ruth ... (8 letters) grain in the field until evening.

**GFS Bible Syllabus (2017-18) – Members (Ages 13-15)**

2. Take a moment to think about the story of Esther, and then answer the following questions: (20 marks)

a) How did Esther make a difference to the Jewish people?

---

---

---

---

---

---

---

---

---

---

---

---

b) In the story of Esther we see God in action. Name three things where you can see God in action in your community.

1)

---

---

---

2)

---

---

---

3)

---

---

---

**GFS Bible Syllabus (2017-18) – Members (Ages 13-15)**

3. Thinking about the story of Ruth, please answer the following: (40 marks)

- a) List four things that you consider important in this story and briefly explain why for each of your choices.

1)

---

---

---

---

---

2)

---

---

---

---

---

3)

---

---

---

---

---

4)

---

---

---

---

---

## GFS Bible Syllabus (2017-18) – Members (Ages 13-15)

- b) The choices that you make can make a difference. List two instances in the story of Ruth where choices made a difference.

1)

2)

- c) Write about two choices you could make that might make a difference to someone close to you.

1)

2)

## GFS Bible Syllabus (2017-18) – Members (Ages 13-15)

4. Take a moment to consider the memory verse. Write a prayer to God that could help you make a difference. (25 marks)

[illegible]



# GFS Bible Syllabus – 2017-18

---

Theme: Making A Difference



SENIOR MEMBERS – (AGES 15-18)

Senior Member's Number:

Sr. Member's Date of Birth: 

DD	MM	YYYY
----	----	------



## GFS Bible Syllabus (2017-18) – Senior Members (Ages 15-18)

1. Esther lived in a country that did not honour God. How did God help her to grow in her faith and to speak out for the people of God in the story? (50 marks)

[illegible]

## **GFS Bible Syllabus (2017-18) – Senior Members (Ages 15-18)**

2. Using examples found in the story of Ruth that show Ruth and Naomi overcoming challenges; write how God can help you to overcome challenges that you may face in life. (50 marks)

[illegible]

# GFS Bible Syllabus – 2017-18

---

Theme: Making A Difference



SENIOR MEMBERS – (AGES 18-21)

TOWNSEND MEMBERS – (AGES 21+)

Senior/Townsend  
Member's Number:

Sr. Member 18-21:

Townsend Member 21+:

\*Note\* The full book of Ruth is to be used by Sr. Member 18-21 & Townsend Members 21+



## GFS Bible Syllabus (2017-18) – Senior Members (ages 18-21) & Townsend Members (21+)

1. Consider this year's memory verse and the examples you can see of God's faithfulness in the stories of Ruth and Esther. How can God help you to make a difference?

*\*Note\* The full book of Ruth is to be used.*

(100 marks)

This image shows a single sheet of white paper with horizontal ruling lines. The lines are evenly spaced and run across the width of the page. There are no margins, text, or other markings on the paper.